

# STUDENT

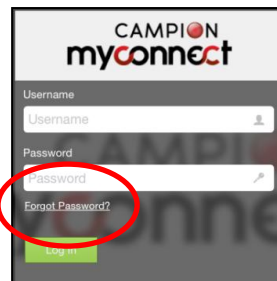
## Reset your password



Follow these steps to reset your password if you've forgotten it

### STEP 1

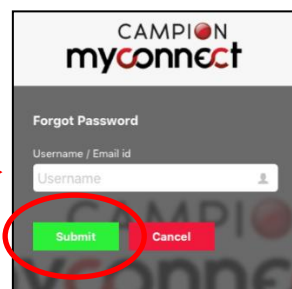
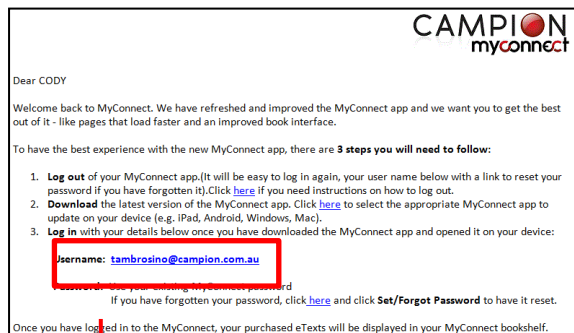
When you are attempting to log in and have forgotten your password, click the 'Forgot Password' link



### STEP 2

Enter your username email address provided in the email from Campion MyConnect.

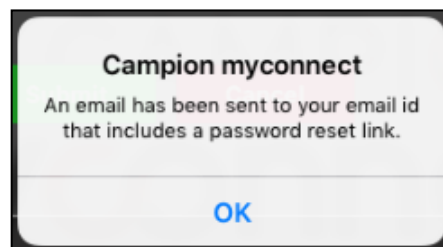
Then click submit.



### STEP 3

The app confirms a password reset link has been emailed to your Username Email.

Click OK



# STUDENT

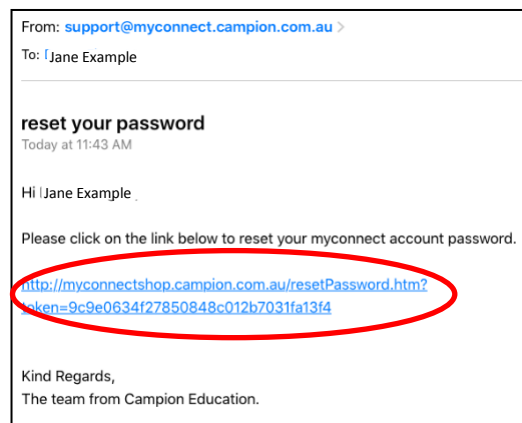
## Reset your password



### STEP 4

You'll receive the email which contains a link to the password reset screen.

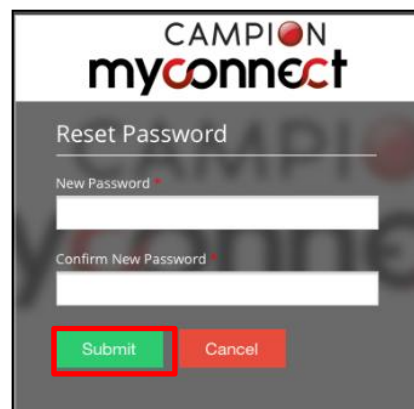
Click the link in the email.



### STEP 5

Type in your new password and confirm it.

Then click Submit

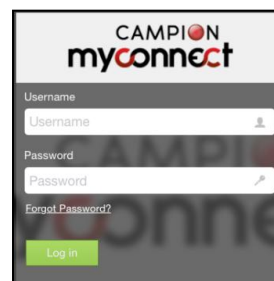
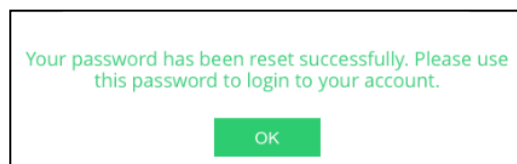


Once you've clicked submit, you will receive a confirmation notice.

### STEP 6

Click OK and cancel out of the Reset Password screen.

Return to your app to log in with your new password.



**STILL NEED HELP?** Email us at [licensing@campion.com.au](mailto:licensing@campion.com.au) with your username, student name and school